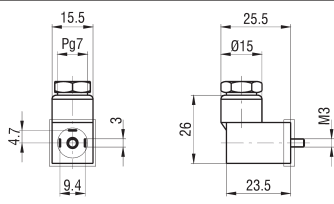


Connectors for solenoid valves side 15 mm series UM

series MEK192/N

| TECHNICAL DATA | |
|----------------------------|---|
| Voltages | DC: MAX. 300 V AC: MAX. 250 V |
| Working temperature | -40 ÷ + 90 °C |
| Versions | Basic With indicator light (LED) With indicator light (LED) and varistat (VDR) as electrical protection |
| Number of pins | 2 + earthed |
| Nominal current | 6 A |
| Maximum current | 10 A |
| Contacts resistance | ≤ 4 mOhm |
| Protection class | IP 65 EN 60529 |
| Connector insulation class | IEC 664 / VDE 0110-1/89 |

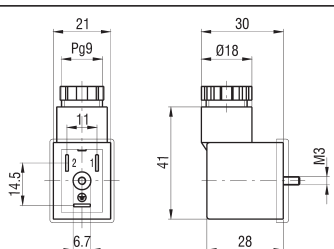
| MEK192/N | |
|--|----------------------------|
|  | |
| DESCRIPTION | TYPE |
| Basic connector | MEK192/N |
| Connector with led + VDR as protection 24 V DC/AC | MEK192/NVD 24V CC/CA |
| Connector with led + VDR as protection 110 V DC/AC | MEK192/NVD 110V CC/CA |
| Connector with led + VDR as protection 220 V DC/AC | MEK192/NVD 220V CC/CA |
| Connector with led 24 V DC/AC | MEK192/NLED 24V CC/CA |
| Connector with led 110/220 V DC/AC | MEK192/NLED 110/220V CC/CA |

2

Connectors DIN 46244 for coils side 22 mm series USB and series WE (3A)

series USR102/N9

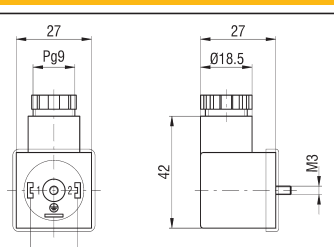
| TECHNICAL DATA | |
|----------------------------|---|
| Voltages | DC: MAX. 300 V AC: MAX. 250 V |
| Working temperature | -40 ÷ +90 °C |
| Versions | Basic With indicator light (LED) With indicator light (LED) and varistat (VDR) as electrical protection |
| Number of pins | 2 + earthed |
| Nominal current | 10 A |
| Maximum current | 16 A |
| Contacts resistance | ≤ 4 mOhm |
| Protection class | IP 65 EN 60529 |
| Connector insulation class | IEC 664 / VDE 0110-1/89 |

| USR102/N9 | |
|--|------------------------------|
|  | |
| DESCRIPTION | TYPE |
| Basic connector | USR102/N9 |
| Connector with led + VDR as protection 24 V DC/AC | USR102/N9VD 24 V CC/CA |
| Connector with led + VDR as protection 110 V DC/AC | USR102/N9VD 110 V CC/CA |
| Connector with led + VDR as protection 220 V DC/AC | USR102/N9VD 220 V CC/CA |
| Connector with led 24 V DC/AC | USR102/N9LED 24 V CC/CA |
| Connector with led 110/220 V DC/AC | USR102/N9LED 110/220 V CC/CA |

Connectors DIN 43650 - form "A" for solenoid valves side 30 mm series UL and coils series USBG and series WE (2A, 5A)

series ULR1B

| TECHNICAL DATA | |
|----------------------------|---|
| Voltages | DC: MAX. 300V AC: MAX. 250V |
| Working temperature | -40 ÷ + 90 °C |
| Versions | Basic With indicator light (LED) With indicator light (LED) and varistat (VDR) as electrical protection |
| Number of pins | 2 + earthed |
| Nominal current | 6 A |
| Maximum current | 10 A |
| Contacts resistance | ≤ 4 mOhm |
| Protection class | IP 65 EN 60529 |
| Connector insulation class | IEC 664 / VDE 0110-1/89 |

| ULR1B | |
|---|---------------------------|
|  | |
| DESCRIPTION | TYPE |
| Basic connector | ULR1B |
| Connector with led + VDR as protection 24 V DC/AC | ULR1B/VD 24 V CC/CA |
| Connector with led + VDR as protection 110 V DC/AC | ULR1B/VD 110 V CC/CA |
| Connector with led + VDR as protection 220 V DC/AC | ULR1B/VD 220 V CC/CA |
| Connector with led 24 V DC/AC | ULR1B/LED 24 V CC/CA |
| Connector with led 110/220 V DC/AC | ULR1B/LED 110/220 V CC/CA |